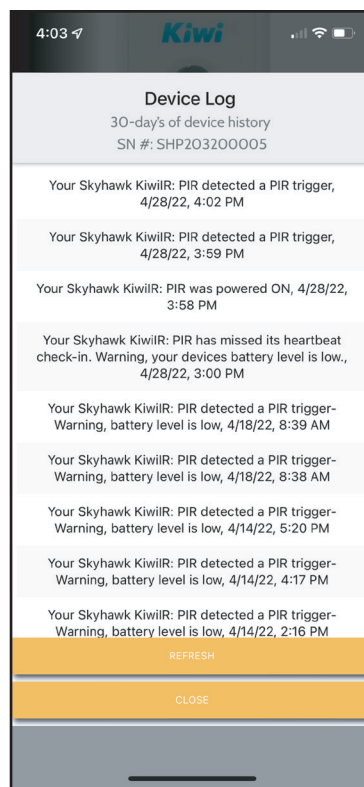
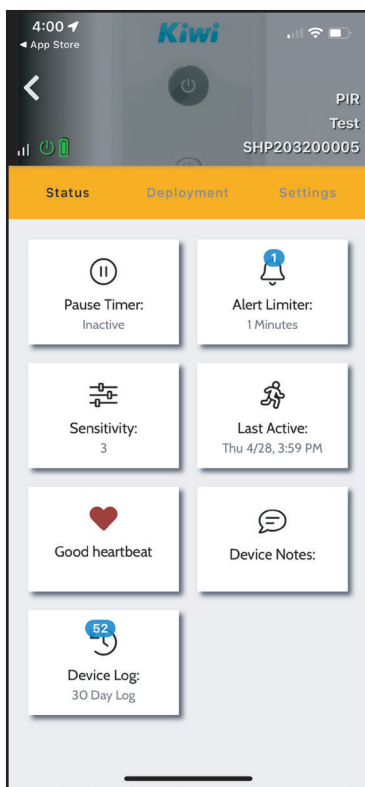
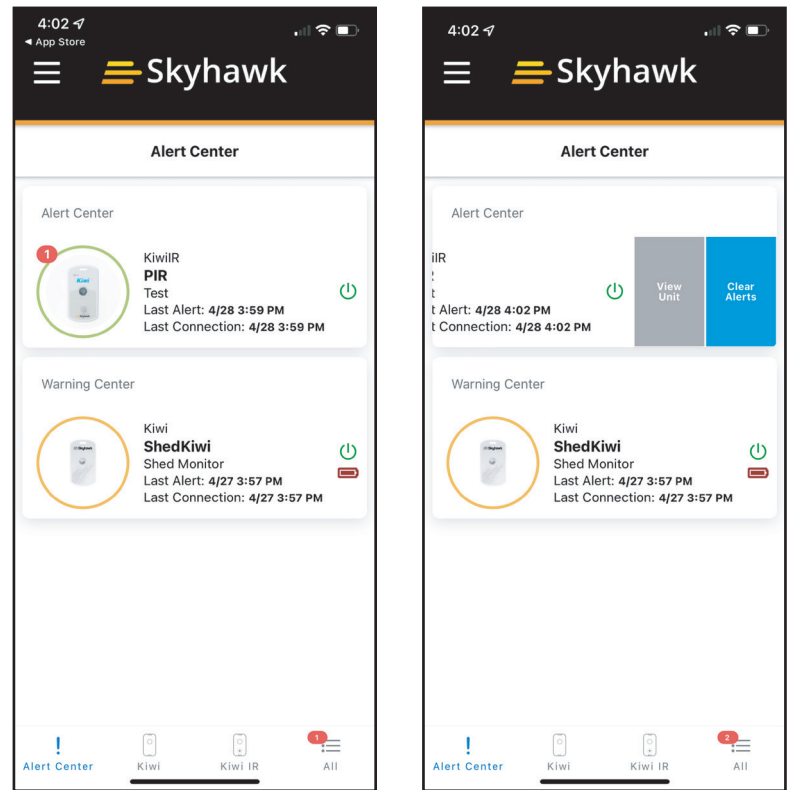


ALERT CENTER

With the Alert Center, you can easily see what devices in your account have alert notifications, as well as any possible 'warning' events, such as a low battery.



STATUS VIEW

In the Status view you can pause notifications, enter 'Notes', and view the last 30 days of device activity for the device. Additional options based on device.



4:00 App Store Kiwi PIR Test SHP203200005

Status Deployment Settings

Deployment Detail

Customer ID


Customer Name

Deployed by

Address

Clear Details Save Details

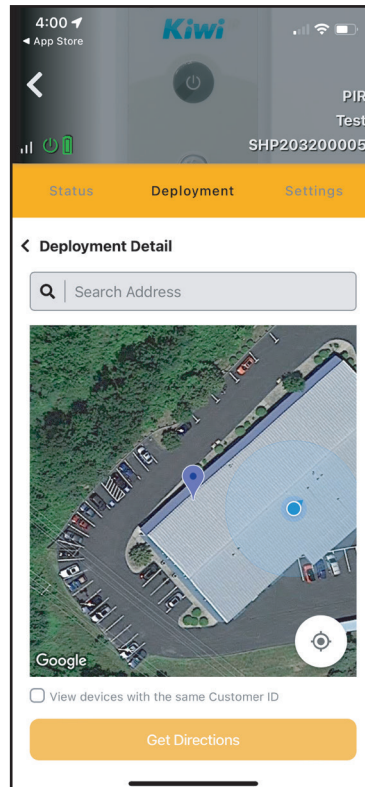
Device

 **Device Name:** PIR

Description: Test

Add Photo

View Map



DEPLOYMENT VIEW

The Deployment view allows you to save simple deployment information, update device name and description, and see device location (set at the time of deployment from within the app) on a map view.

SETTINGS VIEW

In the Settings view, you can set your notification preferences, including up to 5 emails and 2 telephone numbers to be included on notifications.

10:58 App Store Kiwi PIR Test SHP203200005

Status Deployment Settings

Notification Settings

Email Notifications ☐

Text Msg Notifications ☐

[Update Push Notifications](#)

Email Contacts

joe@myemail.com

Limit 5 Email Contacts

Text Message Contacts

603-555-5555

Limit 2 Text Message Contacts (Msg & data rates may apply)

[Unsubscribe or Cancel Service](#)

Firmware version: B339P